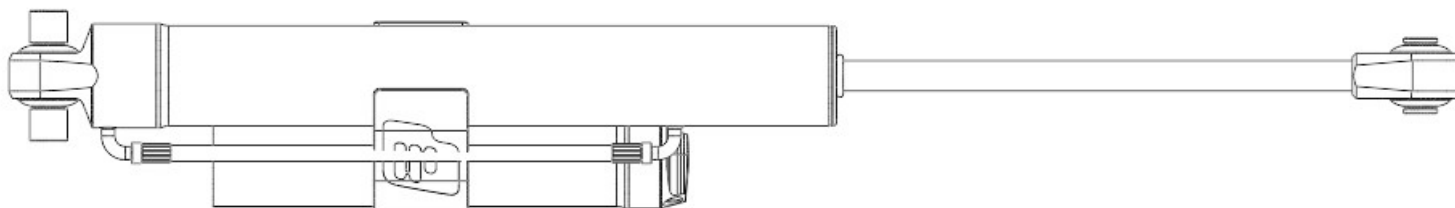




# INSTALLATION INSTRUCTIONS

47 SERIES SHOCKS FOR 2.0"-3.0" & 3.5"-4.0" LIFT KITS - FRONT  
2018 up JEEP WRANGLER JL\*  
2020 up JEEP GLADIATOR JT\*



## ATTENTION!

Statements in these instructions that are preceded by the following words or symbols are of special significance:



This symbol means there is the possibility of injury to yourself or others.

**Caution**

This symbol means there is the possibility of damage to the vehicle.

### NOTE:

*Information of particular importance has been placed in italics.*

## IMPORTANT NOTICE

**Caution:** This shock is made for either a 2.0-3.0 inch lift or a 3.5-4.0 inch lift. Adequate suspension travel and spring pre-load must be checked.

Removing and replacing shock absorbers must be performed by a qualified mechanic according to steps outlined in a factory authorized professional service manual that relates to your particular make, model and year vehicle.

The vehicle must be securely lifted and supported during the removal and installation of the shock absorbers. Failure to do so can cause serious damage and/or injury.

Progressive Suspension Shock Absorbers are designed to work with the OEM (Original Equipment) mounts and mounting hardware in conjunction with most aftermarket suspension lift kits, provided the lift kit and shocks selected are of the same lift range. Ex, 2.0"-3.0"

## 2 YEAR LIMITED WARRANTY

Progressive Suspension warrants to the original purchaser this part to be free of manufacturing defects in materials and workmanship with a limited warranty for a period of two (2) years from date of purchase. In the event warranty service is required, you must call Progressive Suspension immediately with a description of the problem.

If it is deemed necessary for Progressive Suspension to make an evaluation to determine whether the part is defective, a return authorization number will be given by Progressive Suspension. The parts must be packaged properly so as to not cause further damage and returned prepaid to Progressive Suspension with a copy of the original invoice of purchase and a detailed letter outlining the nature of the problem. If after the evaluation by Progressive Suspension the part was found to be defective it will be repaired or replaced at no cost to you. If we replace it, we may replace it with a reconditioned one of the same design.

Progressive Suspension shall not be held liable for any consequential or incidental damages resulting from the failure of a Progressive Suspension part. Progressive Suspension shall have no obligation if a part becomes defective as a result of improper installation or abuse.



TECH: 714.523.8700

WWW.PROGRESSIVESUSPENSION.COM



## 47 SERIES SHOCKS FOR 2.0"-3.0" & 3.5"-4.0" LIFT KITS - FRONT

2018 up JEEP WRANGLER JL\*

2020 up JEEP GLADIATOR JT\*



CHANGING THE CHASSIS AND/OR SUSPENSION ON ANY VEHICLE WILL CHANGE THE HANDLING CHARACTERISTICS OF THAT VEHICLE. CARE SHOULD BE TAKEN WHEN OPERATING THE VEHICLE WITH SUCH MODIFICATIONS WHILE GETTING ACCUSTOMED TO THE NEW HANDLING CHARACTERISTICS.

### INSTALLATION

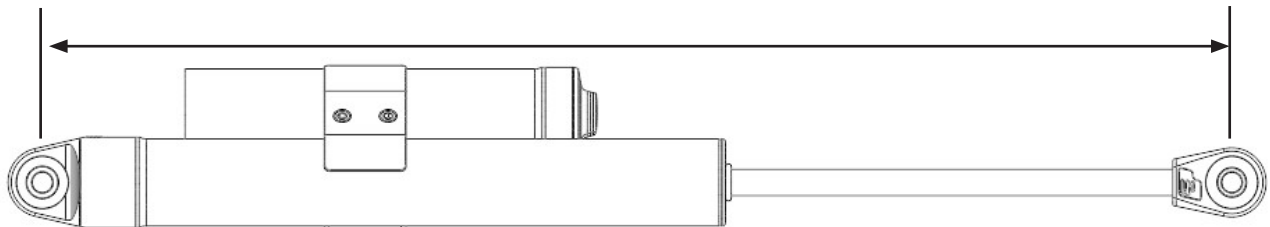
- Read all the instructions carefully before installing these shocks on your vehicle. Use your factory authorized service manual and the instructions provided by the manufacturer of your selected lift kit as references during installation.
- Lift the frame of the vehicle securely, support the front axle, and remove the front shock absorbers. Refer to your factory authorized service manual for the lift points and front shock removal process.
- You **MUST** support the front axle prior to removing the front shocks!

#### Caution

- Adequate front spring preload must be confirmed when the shock absorbers reach full extension. Referring to **Figure 1** below, Note the extended eye to post measurement, lift the frame of the vehicle until the distance between the upper and lower shock mounting points equals the measurement for your specific configuration as stated below. Check each spring to make sure there is enough preload to keep it fully secure at this measured mounting point distance.

**Figure 1**

Note: Extended Eye to Post Measurement is 25.6 inches for 2.0-3.0 inch lifts and 28.5 inches for 3.5-4.0 inch lifts.

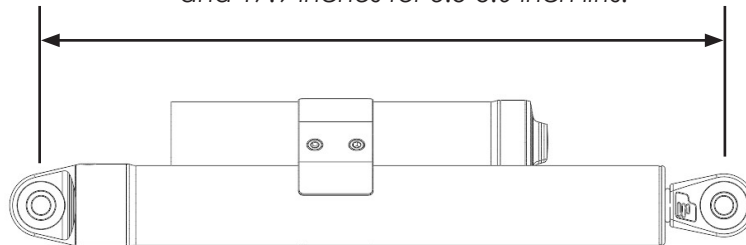


#### Caution

- Adequate full front suspension travel must be checked to ensure the vehicle bottoms out on the front bump stops before the shock reaches its metal to metal compressed length. Lower the frame of the vehicle (or raise the axle) until it bottoms and fully compresses the front bump stops. Referring to **figure 2** below, ensure that the distance between the upper and lower shock mounting points is greater than the stated values for your specific configuration.

**Figure 2**

Note: Compressed Eye to Post Measurement is 16.9 inches for 1.5-3.0 inch lifts and 17.9 inches for 3.5-5.0 inch lifts.





## 47 SERIES SHOCKS FOR 2.0"-3.0" & 3.5"-4.0" LIFT KITS - FRONT 2018 up JEEP WRANGLER JL\* 2020 up JEEP GLADIATOR JT\*

- We recommend applying thread locking compound (red loctite for example) to the reservoir clamp bolts before final tightening.
- Referring to **figure 3** below, position the reservoirs and hoses of each shock so that when installed, the hoses are pointing directly at you and the reservoirs are just behind the hose, toward the rear of the vehicle.
- With recommended thread locking compound applied to the reservoir clamp bolts - tighten both alternatly to a final torque of 75 in/lbs
- Install the top of the shock into the upper mount of the vehicle.
- Point the bottom of the shock towards the lower mount. Cut and remove the packaging strap allowing the shock to extend on its own toward the lower mount, **BEING CAREFUL TO NOT ALLOW ANY PART OF YOUR BODY TO BECOME PINCHED BY THE EXTENDING SHOCK**. Install the bottom of the shock into the lower mount of the vehicle
- Torque the upper and lower mounting bolts to the torque spec outlined in your factory authorized service manual.
- No part of the shocks (other than the mounts), reservoirs or hoses should come into contact with any part on the vehicle during full suspension movement.

**Figure 3**



### TECHNICAL INFO

Our technical staff will assist you if you have any problems or questions. Call (714) 523-8700 from 8am to 4pm PST.



TECH: 714.523.8700

WWW.PROGRESSIVESUSPENSION.COM